



# Exitlock System

European cylinder



# European cylinder Exitlock System

## OPERATION

- Exitlock is a product range specially designed for use in public buildings.
- It enables to secure a door with the key and (in compliance with the European Standards applicable to public buildings) to unlock the door from inside by pressing down the panic exit touch bar (UNI EN 1125) and/or the handle (UNI EN 179).

It makes it possible to control access when the door is only closed with its latchbolt (deadbolts all the way back) in 3 different ways:

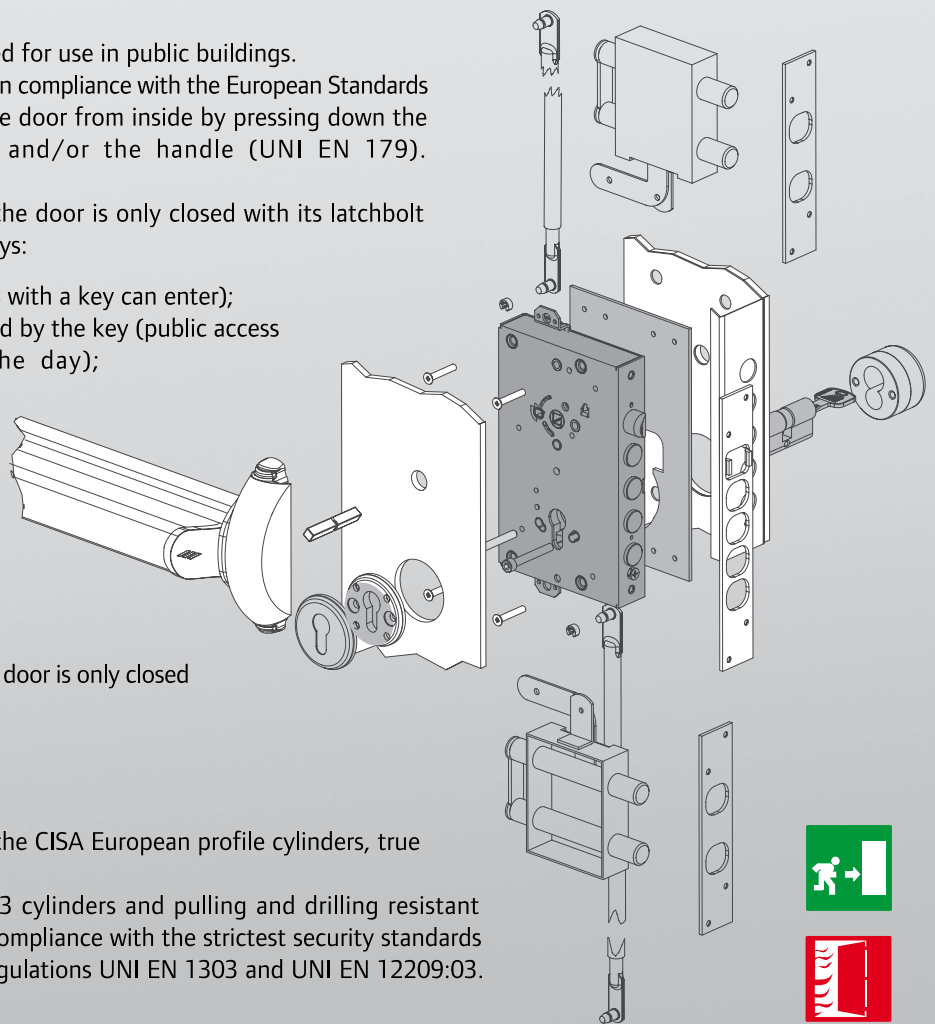
- Access management A. Key only (only users with a key can enter);
- Access management B. Handle to be enabled by the key (public access authorized during certain times of the day);
- Access management D. Handle always enabled (public access always authorized when deadbolts are pulled back).

## AVAILABLE MODELS

- Latch and deadbolts pre-set for additional locking points.
- Versions A, B or D to control access when the door is only closed with its latchbolt.

## SECURITY

- Anti-intrusion protection is guaranteed by the CISA European profile cylinders, true technological jewels.
- In conjunction with the CISA AP3 and RS3 cylinders and pulling and drilling resistant PROTECTIVE ROSES, Exitlock guarantees compliance with the strictest security standards provided for by the applicable European regulations UNI EN 1303 and UNI EN 12209:03.



## CE CERTIFICATION & MARKING

The adopted technical solutions and the materials used guarantee compliance with the strictest regulation requirements.

This has enabled CISA to obtain marks and certificates including: CE mark according to the 89/106/CE DIRECTIVE.

Reference standards:

- UNI EN 1125: panic exit devices;
- UNI EN 179: emergency exit devices;
- UNI EN 12209: fire resistant door devices.

Voluntary product certification issued by ICIM third-party certifying body according to the UNI EN 1125 standard for specific CISA touch bars.

For top level performances, CISA recommends:



Protective rose



RS3 S





**Technical features:**

- Steel case and cover.
- Nickel-plated steel faceplate (mortice locks).
- Nickel-plated steel deadbolts.
- Non-handed nickel-plated latch-bolt.
- Anti-crush plates for screw fixing.
- Steel active pins.
- Packaging: 1 or 5 pieces (industrial packs).

**Finishes:**

- Zinc plated aluminium.

**Supplied accessories:**

- Striker plate series 06220.

**R./L. Hand Opening:**

0 = non-handed.

**Optional accessories:**

- European profile cylinder.
- Cylinder protective roses series 06460; 06480; 06485.
- Inside escutcheons series 06473.

**To be ordered separately:**

The CE mark of compliance requires that only accessories listed by the Manufacturer can be installed with the lock:

- For additional locking points
  - Diverting devices item series 06433
  - Pair of bolts item 06425
  - Striker plates item 06221
- For panic exits (UNI EN 1125)
  - Panic exit device series 59600 and 59710
  - For emergency exits (UNI EN 179)
    - Handle item 1.07070.50.0
    - Pair of handles item 1.07070.60.0

The Exitlock system is installed with CISA panic exit devices series **Touch bar** and **59600**.

Quick and easy to install on wooden, iron and aluminum doors, the CISA panic exit devices are built from top quality materials and reliable operating mechanisms guaranteeing efficiency and prolonged working life.

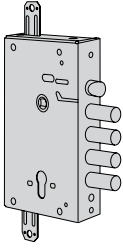
The panic exit devices belonging to both the 59600 and the Touch Bar series have been granted - in accordance with the DIRECTIVE 89/106/EEC - the CE mark of compliance, certifying the panic exit device system installed with CISA locks.

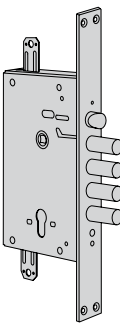
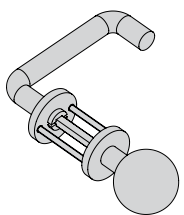
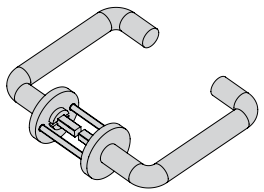


Touch Bar panic exit devices

59600 panic exit devices

TYPE	CONTROLS	OPERATION
<p><b>A</b></p> <p><b>ACCESS FROM OUTSIDE WITH KEY ONLY</b></p> <p>For doors to be only opened from the outside by authorized personnel using a key.</p>	<p><b>INSIDE</b></p> <ul style="list-style-type: none"> <li>• Panic exit device to open</li> <li>• Key to close with deadbolt</li> </ul> <p><b>OUTSIDE</b></p> <ul style="list-style-type: none"> <li>• Key to operate the latch or deadbolt</li> </ul>	<p><b>1</b> Access from outside with key only.</p> <p><b>2</b> Access from outside only possible by using a key.</p>
<p><b>B</b></p> <p><b>OUTSIDE HANDLE ENABLED/DISABLED</b></p> <p>For doors opening to the outside and for buildings in which free access must be programmed.</p>	<p><b>INSIDE</b></p> <ul style="list-style-type: none"> <li>• Panic exit device to open</li> <li>• Key to close with deadbolt or enable/disable the outside handle</li> </ul> <p><b>OUTSIDE</b></p> <ul style="list-style-type: none"> <li>• The key operates the deadbolt or enables/disables the outside handle to control the latchbolt</li> </ul>	<p><b>1</b> The outside handle can be enabled by turning the key all the way in the opening direction (the handle will continue to be enabled when the key is taken out).</p> <p><b>2</b> By closing the door with the deadbolt, the outside handle will be disabled and remain so even after opening the door via the panic exit device.</p>
<p><b>D</b></p> <p><b>OUTSIDE HANDLE ALWAYS ENABLED</b></p> <p>For doors located in passage areas (e.g. corridors).</p>	<p><b>INSIDE</b></p> <ul style="list-style-type: none"> <li>• Panic exit device to open</li> <li>• Key to close with deadbolt</li> </ul> <p><b>OUTSIDE</b></p> <ul style="list-style-type: none"> <li>• Key to operate the deadbolt. The handle is enabled by the latch with the deadbolt pulled back</li> </ul>	<p><b>1</b> The outside handle is always enabled when the deadbolt is pulled back.</p> <p><b>2</b> After operating the panic exit device, access from the outside is always possible until the deadbolt is operated via the key.</p>

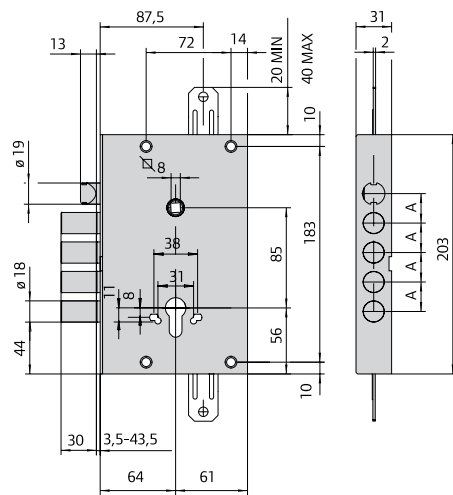
Type	Description	Dead-bolts										ITEM					
		No.	Projection	Distance	Throws	Distance	Faceplate	Backset	Unit weight Kg	Pieces	Type	Dim.	Hand	Fin.	Pers.	Spec.	
	<ul style="list-style-type: none"> <li>• Deadbolt and latch</li> <li>• Pre-setting for additional locking points</li> <li>• FUNCTION TYPE A</li> <li>• Inside:                             <ul style="list-style-type: none"> <li>- Panic exit device to open</li> <li>- Key to close with deadbolt</li> </ul> </li> <li>• Outside:                             <ul style="list-style-type: none"> <li>- Key to operate latch and deadbolt</li> </ul> </li> </ul>	4	3,5	27	2	85	-	64	2,650	1	<b>1 56915 27 0</b>						
		4	3,5	28	2	85	-	64	2,650	1	<b>1 56915 28 0</b>						
		3	3,5	38	2	85	-	64	2,650	1	<b>1 56915 38 0</b>						
		4	3,5	27	2	85	-	64	2,500	5	<b>1 56915 47 0</b>						
		4	3,5	28	2	85	-	64	2,500	5	<b>1 56915 48 0</b>						
		3	3,5	38	2	85	-	64	2,500	5	<b>1 56915 58 0</b>						
	<ul style="list-style-type: none"> <li>• Deadbolt and latch</li> <li>• Pre-setting for additional locking points</li> <li>• FUNCTION TYPE B</li> <li>• Inside:                             <ul style="list-style-type: none"> <li>- Panic exit device to open</li> <li>- Key to close with deadbolt and enable/disable the outside handle to control the latch</li> </ul> </li> <li>• Outside:                             <ul style="list-style-type: none"> <li>- Key to close with deadbolt and enable/disable the outside handle to control the latch</li> </ul> </li> </ul>	4	3,5	27	2	85	-	64	2,650	1	<b>1 56916 27 0</b>						
		4	3,5	28	2	85	-	64	2,650	1	<b>1 56916 28 0</b>						
		3	3,5	38	2	85	-	64	2,650	1	<b>1 56916 38 0</b>						
		4	3,5	27	2	85	-	64	2,500	5	<b>1 56916 47 0</b>						
		4	3,5	28	2	85	-	64	2,500	5	<b>1 56916 48 0</b>						
		3	3,5	38	2	85	-	64	2,500	5	<b>1 56916 58 0</b>						
	<ul style="list-style-type: none"> <li>• Deadbolt and latch</li> <li>• Pre-setting for additional locking points</li> <li>• FUNCTION TYPE D</li> <li>• Inside:                             <ul style="list-style-type: none"> <li>- Panic exit device to open</li> <li>- Key to close with deadbolt</li> </ul> </li> <li>• Outside:                             <ul style="list-style-type: none"> <li>- Key to close with deadbolt</li> <li>The handle (when the deadbolt is pulled back) is enabled to control the latchbolt</li> </ul> </li> </ul>	4	3,5	27	2	85	-	64	2,650	1	<b>1 56917 27 0</b>						
		4	3,5	28	2	85	-	64	2,650	1	<b>1 56917 28 0</b>						
		3	3,5	38	2	85	-	64	2,650	1	<b>1 56917 38 0</b>						
4		3,5	27	2	85	-	64	2,500	5	<b>1 56917 47 0</b>							
4		3,5	28	2	85	-	64	2,500	5	<b>1 56917 48 0</b>							
3		3,5	38	2	85	-	64	2,500	5	<b>1 56917 58 0</b>							

Type	Description	Dead-bolts								ITEM							
		No.	Projection	Distance	Throws	Distance	Faceplate	Backset	Unit weight Kg	Pieces	Type	Dim.	Hand	Fin.	Pers.	Spec.	
	<ul style="list-style-type: none"> <li>• Deadbolt and latch</li> <li>• Pre-setting for additional locking points</li> <li>• FUNCTION TYPE A</li> <li>• Inside:                             <ul style="list-style-type: none"> <li>- Panic exit device to open</li> <li>- Key to close with deadbolt</li> </ul> </li> <li>• Outside:                             <ul style="list-style-type: none"> <li>- Key to operate latch and deadbolt</li> </ul> </li> </ul>	4	-	27	2	85	3,5	67	2,800	1	<b>1 56935 28 0</b>						
		4	-	28	2	85	3,5	67	2,650	5	<b>1 56935 48 0</b>						
	<ul style="list-style-type: none"> <li>• Deadbolt and latch</li> <li>• Pre-setting for additional locking points</li> <li>• FUNCTION TYPE B</li> <li>• Inside:                             <ul style="list-style-type: none"> <li>- Panic exit device to open</li> <li>- Key to close with deadbolt and enable/disable the outside handle to control the latch</li> </ul> </li> <li>• Outside:                             <ul style="list-style-type: none"> <li>- Key to close with deadbolt and enable/disable the outside handle to control the latch</li> </ul> </li> </ul>	4	-	27	2	85	3,5	67	2,800	1	<b>1 56936 28 0</b>						
		4	-	27	2	85	3,5	67	2,650	5	<b>1 56936 48 0</b>						
	<ul style="list-style-type: none"> <li>• Deadbolt and latch</li> <li>• Pre-setting for additional locking points</li> <li>• FUNCTION TYPE D</li> <li>• Inside:                             <ul style="list-style-type: none"> <li>- Panic exit device to open</li> <li>- Key to close with deadbolt</li> </ul> </li> <li>• Outside:                             <ul style="list-style-type: none"> <li>- Key to close with deadbolt</li> <li>- The handle (when the deadbolt is pulled back) is enabled to control the latchbolt</li> </ul> </li> </ul>	4	-	27	2	85	3,5	67	2,800	1	<b>1 56937 28 0</b>						
		4	-	27	2	85	3,5	67	2,650	5	<b>1 56937 48 0</b>						
		<ul style="list-style-type: none"> <li>• Handle and fixed tang to install with Exitlocks series 56915, 56935</li> </ul>								0,150	1	<b>1 07070 50 0</b>					
		<ul style="list-style-type: none"> <li>• Pair of handles to install with Exitlocks series 56916, 56917, 56936, 56937</li> </ul>								0,300	1	<b>1 07070 60 0</b>					

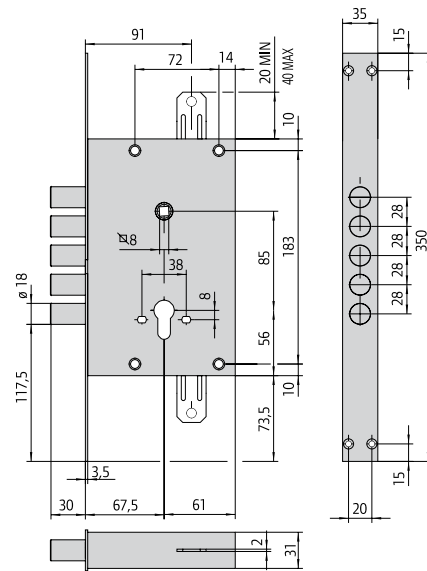
Type	Description	For series/item	Unit weight Kg	Pieces	ITEM				
					Type	Dim.	Hand	Fin.	Pers.
	<ul style="list-style-type: none"> <li>Nickel plated steel striker plate</li> </ul>	1 06433 00	0,169	1					<b>1 06220 28 0</b>
	<ul style="list-style-type: none"> <li>Nickel plated steel striker plate</li> </ul>	1 06433 01	0,169	1					<b>1 06220 29 0</b>
	<ul style="list-style-type: none"> <li>Pair of bolts to control diverting deadbolt, made from zinc plated steel</li> <li>For Exitlocks preset for additional locking points</li> </ul>		400	1					<b>1 06425 06 0</b>
	<ul style="list-style-type: none"> <li>(Single) side diverting deadbolt, made from zinc plated steel</li> <li>Thck = 3.5 mm</li> <li>For Exitlocks preset for additional locking points</li> </ul>		0,455	1					<b>1 06433 00 0</b>
	<ul style="list-style-type: none"> <li>(Double) side diverting deadbolt, made from zinc plated steel</li> <li>Thck = 3.5 mm</li> <li>For Exitlocks preset for additional locking points</li> </ul>		0,855	1					<b>1 06433 01 0</b>

CISA S.p.A. reserves the right to make any changes to the products illustrated in this catalogue without prior notice. All measurements are in millimetres.

Drawings and Dimensions



**56915, 56916, 56917**  
A = 27 - 28 - 38



**56935, 56936, 56937**

**About Allegion**

Allegion (NYSE: ALLE) creates peace of mind by pioneering safety and security. As a \$2 billion provider of security solutions for homes and businesses, Allegion employs more than 7,800 people and sells products in more than 120 countries across the world. Allegion comprises 23 global brands, including strategic brands CISA®, Interflex®, LCN®, Schlage® and Von Duprin®. For more, visit [allegion.com](http://allegion.com)



 BRICARD ■ **Briton** ■  **CISA** ■  interflex

CISA SpA  
Via Oberdan 42 - 48018 Faenza (RA) Italy  
Tel +39 0546 677111 - Fax +39 0546 677150  
[cisa.vendite@allegion.com](mailto:cisa.vendite@allegion.com)  
[cisa.com](http://cisa.com) - [cisahotels.com](http://cisahotels.com)

@cisalocks

