

Technical features:




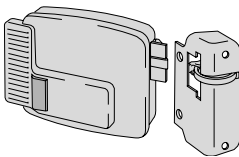


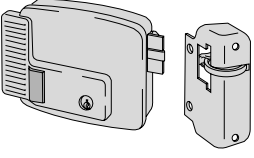


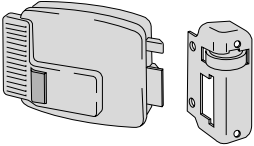


- Steel case and striker, painted aluminium grey
- Dead-locking latch
- 12 V ac CE

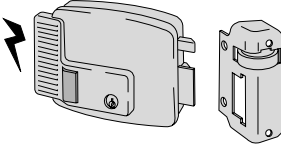
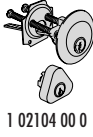
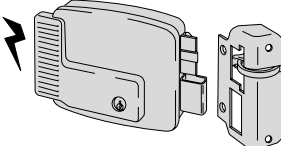


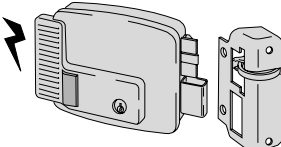


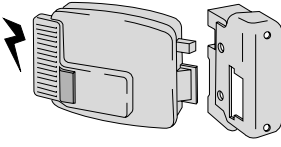

Supplied as standard:

- Striker
- 3 keys item 1.01310.00.1
- Fixing screws
- Instruction sheet

Hand:

- 1 = R.H. inwards
- 2 = L.H. inwards
- 3 = R.H. outwards
- 4 = L.H. outwards

Type	Description	Cylinder	Throws	Backset	Unit weight 	Pieces 	ITEM					
							Type	Dim.	Hand	Fin.	Pers. Spec.	
 	• Inside push-button	 1 02500 00 0	- 40	1,480	1	1	11540	40	1			
			- 40	1,480	1	1	11540	40	2			
 	• Inside push-button and cylinder • Hold-open device	 1 02104 00 0	- 40	1,576	1	1	11560	40	1			
			- 40	1,566	1	1	11560	40	2			
 	• Inside push-button	 1 02500 00 0	- 50	1,435	1	1	11610	50	1			
			- 50	1,440	1	1	11610	50	2			
			- 60	1,435	1	1	11610	60	1			
			- 60	1,445	1	1	11610	60	2			
			- 70	1,440	1	1	11610	70	1			
			- 70	1,450	1	1	11610	70	2			
			- 80	1,440	1	1	11610	80	1			
			- 80	1,440	1	1	11610	80	2			
			 1 02552 50 0	- 50	1,445	1	1	11611	50	1		
				- 50	1,434	1	1	11611	50	2		
- 60	1,440	1		1	11611	60	1					
- 60	1,440	1		1	11611	60	2					
- 70	1,445	1		1	11611	70	1					
- 70	1,440	1		1	11611	70	2					
- 80	1,439	1		1	11611	80	1					
- 80	1,444	1		1	11611	80	2					

Type	Description	Cylinder	Throws	Backset	Kg	Unit weight	Pieces	ITEM				
								Type	Dim.	Hand	Fin.	Pers. Spec.
 <ul style="list-style-type: none"> • Inside push-button and cylinder • Hold-open device 		 1 02104 00 0	-	50	1,538	1	1	11630	50	1		
			-	50	1,523	1	1	11630	50	2		
			-	60	1,533	1	1	11630	60	1		
			-	60	1,529	1	1	11630	60	2		
			-	70	1,532	1	1	11630	70	1		
			-	70	1,527	1	1	11630	70	2		
			-	80	1,536	1	1	11630	80	1		
			-	80	1,531	1	1	11630	80	2		
 <ul style="list-style-type: none"> • Manual throw dead-bolt • Inside cylinder 		 1 02146 00 0	2	50	1,660	1	1	11660	50	1		
			2	50	1,664	1	1	11660	50	2		
			2	60	1,675	1	1	11660	60	1		
			2	60	1,676	1	1	11660	60	2		
			2	70	1,676	1	1	11660	70	1		
			2	70	1,675	1	1	11660	70	2		
			2	80	1,694	1	1	11660	80	1		
			2	80	1,692	1	1	11660	80	2		
		 1 02145 00 0	2	50	1,665	1	1	11661	50	1		
			2	50	1,669	1	1	11661	50	2		
			2	60	1,673	1	1	11661	60	1		
			2	60	1,685	1	1	11661	60	2		
			2	70	1,700	1	1	11661	70	1		
			2	70	1,682	1	1	11661	70	2		
 <ul style="list-style-type: none"> • Manual throw dead-bolt • Inside push-button and cylinder 		 1 02146 00 0	2	50	1,656	1	1	11670	50	1		
			2	50	1,650	1	1	11670	50	2		
			2	60	1,660	1	1	11670	60	1		
			2	60	1,670	1	1	11670	60	2		
			2	70	1,670	1	1	11670	70	1		
			2	70	1,665	1	1	11670	70	2		
			2	80	1,675	1	1	11670	80	1		
			2	80	1,675	1	1	11670	80	2		
		 1 02145 00 0	2	50	1,657	1	1	11671	50	1		
			2	50	1,654	1	1	11671	50	2		
			2	60	1,667	1	1	11671	60	1		
			2	60	1,666	1	1	11671	60	2		
			2	70	1,664	1	1	11671	70	1		
			2	70	1,670	1	1	11671	70	2		
 <ul style="list-style-type: none"> • FOR OUTWARD OPENING DOORS • Inside push-button 		 1 02500 00 0	-	50	1,490	1	1	11610	50	3		
			-	50	1,481	1	1	11610	50	4		
			-	60	1,494	1	1	11610	60	3		
			-	60	1,495	1	1	11610	60	4		
			-	70	1,496	1	1	11610	70	3		
			-	70	1,486	1	1	11610	70	4		
			-	80	1,492	1	1	11610	80	3		
			-	80	1,480	1	1	11610	80	4		